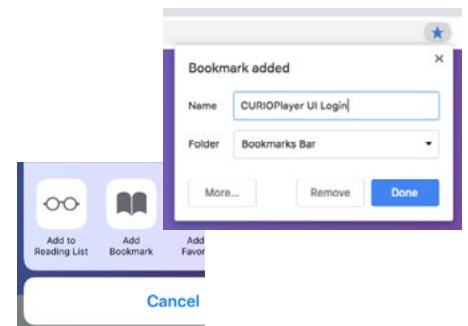


The PlayNetwork CURIOPlayer UI is a browser-based web app that can be accessed from most Internet connected devices, such as computers, tablets, or smartphones. The UI enables control of the CURIOPlayer hardware, including the ability to see what track is currently playing, tracks coming up in the queue, as well as control the volume.

How to Retrieve Your MAC Address and Access the Player



VISIT PLAYER.APPS. PLAYNETWORK.COM

Using the most recent version of a standard web browser (like Chrome or Safari), navigate to <https://player.apps.playnetwork.com/>

ENTER MAC ADDRESS

Enter the unique MAC address (12 digits) and click GO.

This will bring you to the UI for your player.

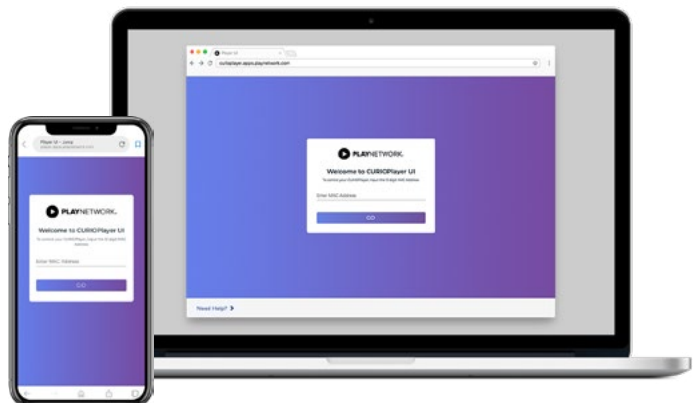
The MAC address is located on the original CURIOPlayer box, as well as on the sticker that is on the side or bottom of the device.

BOOKMARK THE UI PAGE

Bookmark the UI page to your browser for easy access.

LOG IN

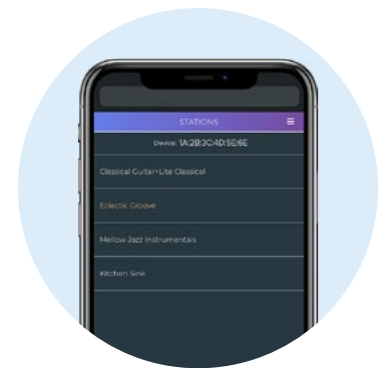
Log in to the web UI using the provided credentials.



CURIOPlayer UI Functionality

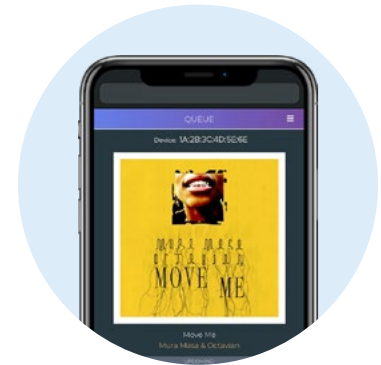
CHANNEL VIEW

- View list of available channels (if applicable).
- Tap (or click) on the channel name to change default channel.
- Change takes effect at the end of the currently queued songs.



WHAT'S PLAYING

- The song name and title featured at the top of the screen indicates what is currently playing.
- Scroll down to see upcoming tracks.



ADJUST VOLUME

- From the main menu, tap (or click) the navigation item called "volume" to reveal the volume bar.
- Tap (or click), hold, and move the slider left to decrease the volume and right to increase the volume.

