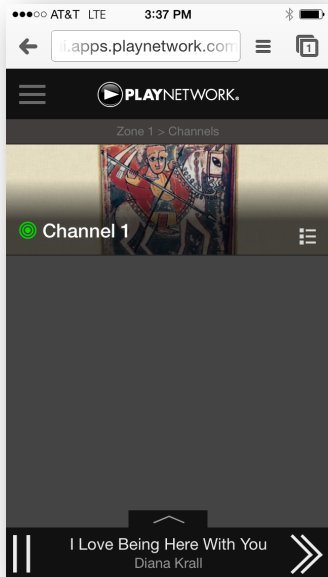


# CURIOPlayer X5

## Player Web UI Quick Guide



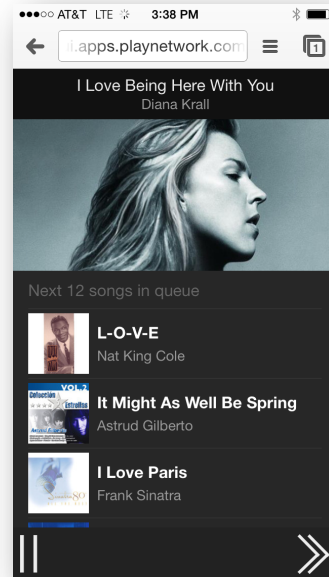
### Channel View

Tap the blue play icon to play (turns into a pause icon)

Tap the pause icon to pause music.

Tap the double-chevron icon to skip the current song.

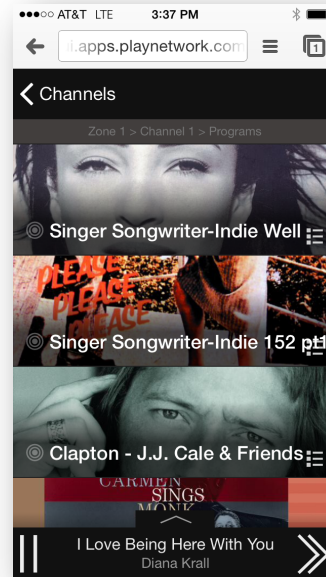
Tap the channel image to navigate to the Program View and choose from various playlists



### Play Queue

Tap the song name at the bottom of the screen to expand the play queue and see what songs are up next

Tap the song name again to collapse the play queue

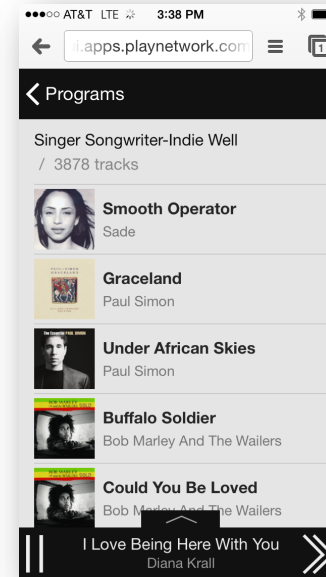


### Program View

From the Channel View, tap the channel image to view the programs within that channel

Tap the gray circle icon to change immediately start playing songs from that program

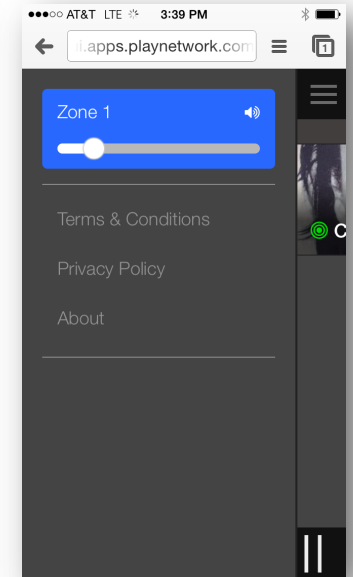
Changing the program will stop the currently playing song and begin playing a song from the new program as well as update the Play Queue



### Song View

From the Program View, tap the program image to view the songs within that program

Swipe up to browse the list



### Adjust volume

From the Channel View, tap the 3 bar icon to reveal the side menu

Tap the sound icon to reveal the volume bar

Tap, hold, and move the slider left to decrease the volume and right to increase the volume.

Tap the sound icon again to hid the volume bar